



# WRITING WITH ZIM

Grades 2-3



**ZIM'S WORLD OF READING**



## NOTES

- This book introduces the five steps of the Writing Process:
  1. Get Ready
  2. Write (making a first draft)
  3. Ask for Comments (conferring with others about the work in progress)
  4. Make Changes (revising and proofreading)
  5. Share (publishing the completed work)
- The book then gives children an opportunity to use the five steps in each of five different types of writing.
- The chart below shows how the book is organized.

<b>Pages</b>	<b>Content</b>
1-2	Thinking About Writing
3-7	The Writing Process
8-11	Writing a Poem
12-15	Writing a Description
16-19	Writing a Friendly Letter
20-23	Writing a Book Report
24-30	Writing a Story


- To help children apply the writing process consistently, use the relevant pages each time children do that type of writing. For example, have children use pages 20-23 each time they write a book report.
- Each page is designed to develop one or more specific skills that relate to the writing process. These skills are noted at the bottom of each page and on the Skill Index on the inside back cover.
- Pages are designed to provide for independent work and easy checking, as well as for a solid learning experience in an enjoyable context.

Name \_\_\_\_\_

## Thinking About Writing

Zim likes writing. Do you?

Answer each question below.  
Take time to think about what you are writing.



1. What was the last thing you wrote?

---

2. Did you enjoy writing it? Why or why not?

---

---

---

3. Why do you think it is important for you to be a good writer?

---

---

---

