

SHAPES AND COLORS

Pre K / Kindergarten





ZIM'S WORLD OF READING



NOTES

- This book first introduces three basic shapes — circle, square, and triangle. It then introduces four colors — red, blue, yellow, and green.
- Each new concept is introduced separately. After children have practiced identifying the shape or color, two or more skills may then be combined. In general, the level of difficulty increases from lower-numbered pages to higher-numbered ones.
- The skills that are developed on each page are noted at the bottom of the page and on the Skill Index on the inside back cover. For example, if you are concentrating on recognition of circles, you can check the master list to find the pages that deal specifically with this skill. As noted above, the level of difficulty of a particular skill builds from page to page.
- In many instances, directions tell children to color or draw particular items in a picture a certain color. If you wish, you may have children use other colors to fill in the rest of the picture.

SHAPES AND COLORS




Pre-K/Kindergarten



SYSTEM DESIGNER

Philip J. Solimene

© EDCON



EDITOR

Deborah Tiersch-Allen



EDCON

Copyright © 2014

EDCON Publishing Group, Inc.
www.edconpublishing.com


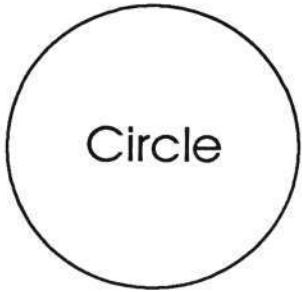
This book may be reproduced for student/classroom use.
All other rights reserved.

Printed in U.S.A.
Z103
ePDF 0-8481-0802-7
ePDF 978-0-8481-0802-1

Name _____


This is a circle.

The wheels  are circles, too.



Find three circles. ● ● ●


Color them. 




© EDCON

Name _____

Find the circles.



Color them.



© EDCON